

PVI-3.0-TL-OUTD PVI-3.6-TL-OUTD PVI-4.2-TL-OUTD

GENERAL SPECIFICATIONS OUTDOOR MODELS

The most common residential inverter is the ideal size for an average-sized family home. This family of single-phase string inverter complements the typical number of rooftop solar panels, allowing home-owners to get the most efficient energy harvesting for the size of the property. This rugged outdoor inverter has been designed as a completely sealed unit to withstand the harshest environmental conditions.

One of the key benefits of the Uno family of single-phase inverters is the dual input section to process two strings with independent MPPT especially useful for rooftop installations with two different orientations (ie East and West). The high speed MPPT offers real-time power tracking and improved energy harvesting.

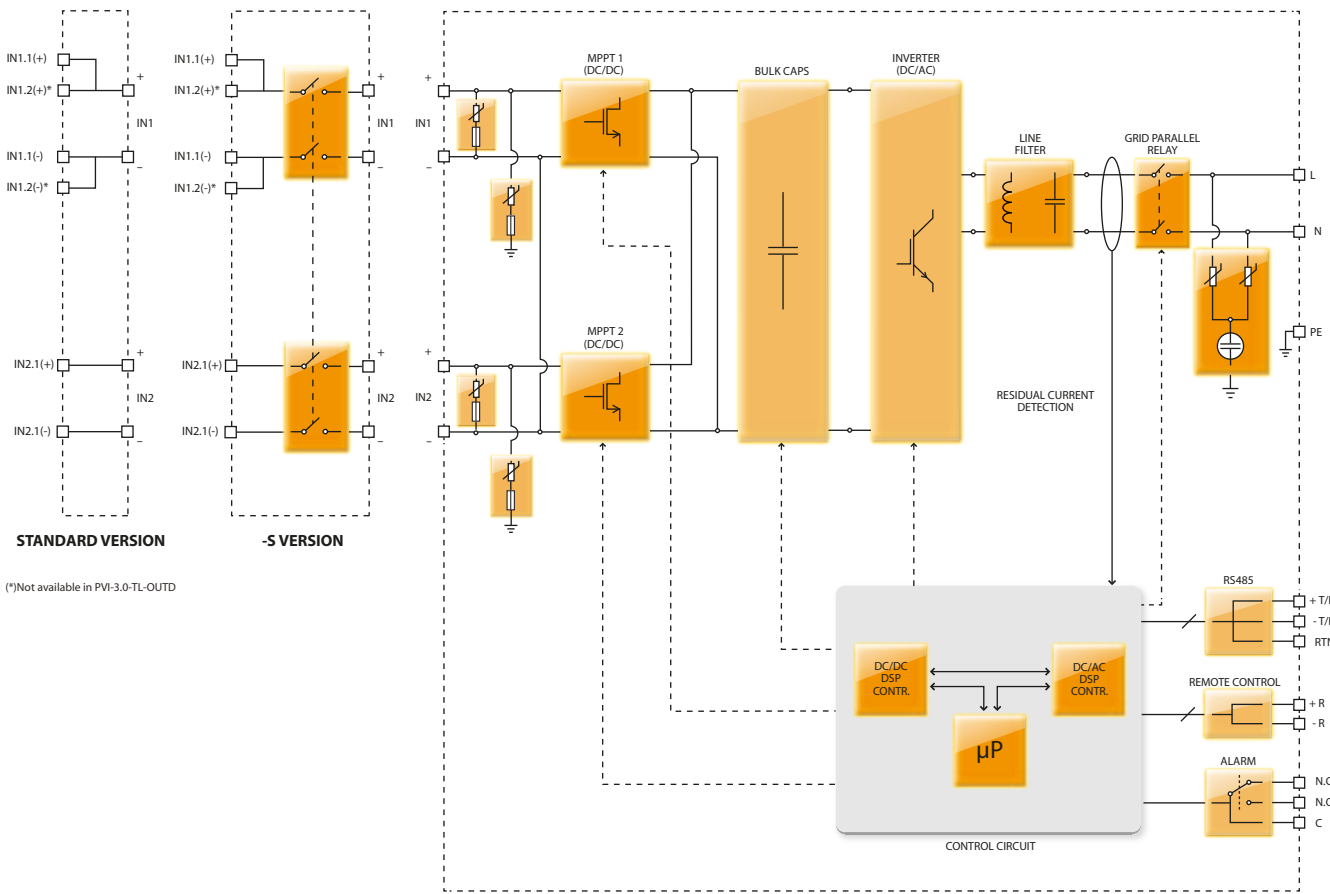
The transformerless operation gives the highest efficiency of up to 96.8%. The wide input voltage range makes the inverter suitable to low power installations with reduced string size.



Features

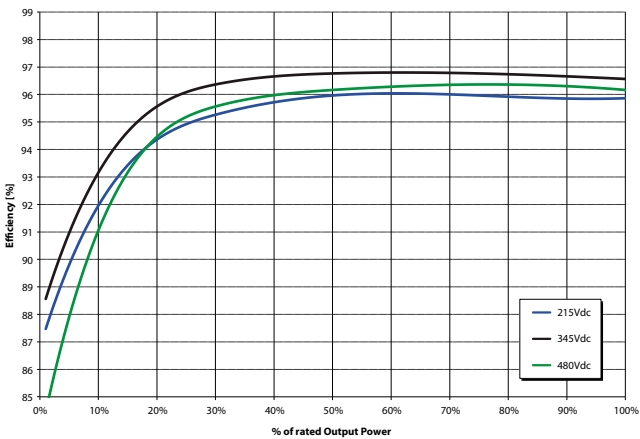
- Single phase output
- Each inverter is set on specific grid codes which can be selected in the field
- Dual input sections with independent MPP tracking, allows optimal energy harvesting from two sub-arrays oriented in different directions
- Wide input range
- High speed and precise MPPT algorithm for real time power tracking and improved energy harvesting
- Flat efficiency curves ensure high efficiency at all output levels ensuring consistent and stable performance across the entire input voltage and output power range
- Outdoor enclosure for unrestricted use under any environmental conditions
- Integrated DC disconnect switch in compliance with international Standards (-S Version)
- RS-485 communication interface (for connection to laptop or datalogger)
- Compatible with PVI-RADIOMODULE for wireless communication with Aurora PVI-DESKTOP

BLOCK DIAGRAM OF PVI-3.0/3.6/4.2-TL-OUTD

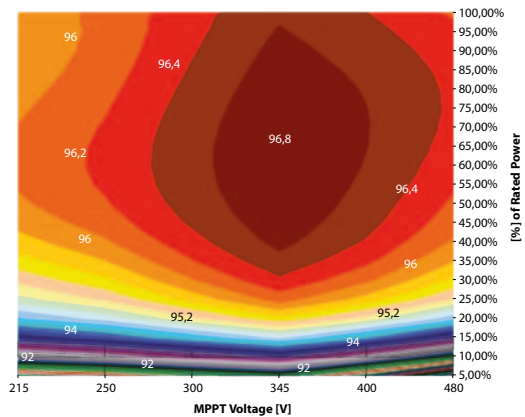


Block Diagram and Efficiency Curves

PVI-4.2-TL-OUTD



PVI-4.2-TL-OUTD



| PARAMETER | PVI-3.0-TL-OUTD | PVI-3.6-TL-OUTD | PVI-4.2-TL-OUTD |
|---|---|--|---|
| Input Side | | | |
| Absolute Maximum DC Input Voltage ($V_{max,abs}$) | 600 V | | |
| Start-up DC Input Voltage (V_{start}) | 200 V (adj. 120...350 V) | | |
| Operating DC Input Voltage Range ($V_{dcmin}...V_{dcmax}$) | 0.7 x $V_{start}...580$ V | | |
| Rated DC Input Power (P_{dcr}) | 3120 W | 3750 W | 4375 W |
| Number of Independent MPPT | 2 | | |
| Maximum DC Input Power for each MPPT ($P_{MPPTmax}$) | 2000 W | 3000 W | 3000 W |
| DC Input Voltage Range with Parallel Configuration of MPPT at P_{acr} | 160...530 V | 120...530 V | 140...530 V |
| DC Power Limitation with Parallel Configuration of MPPT | Linear Derating From MAX to Null [$530V \leq V_{MPPT} \leq 580V$] | | |
| DC Power Limitation for each MPPT with Independent Configuration of MPPT at P_{acr} , max unbalance example | 2000 W [$200V \leq V_{MPPT} \leq 530V$] the other channel: $P_{dcr} < 2000W$ [$112V \leq V_{MPPT} \leq 530V$] | 3000 W [$190V \leq V_{MPPT} \leq 530V$] the other channel: $P_{dcr} < 3000W$ [$90V \leq V_{MPPT} \leq 530V$] | 3000 W [$190V \leq V_{MPPT} \leq 530V$] the other channel: $P_{dcr} < 3000W$ [$90V \leq V_{MPPT} \leq 530V$] |
| Maximum DC Input Current (I_{dcmax}) / for each MPPT ($I_{MPPTmax}$) | 20.0 A / 10.0 A | 32.0 A / 16.0 A | 32.0 A / 16.0 A |
| Maximum Input Short Circuit Current for each MPPT | 12.5 A | 20.0 A | 20.0 A |
| Number of DC Inputs Pairs for each MPPT | 1 | 1 | 2 for MPPT1 and 1 for MPPT2 |
| DC Connection Type | Tool Free PV Connector WM / MC4 | | |
| Input Protection | | | |
| Reverse Polarity protection | Yes, from limited current source | | |
| Input Over Voltage Protection for each MPPT - Varistor | 2 | | |
| Photovoltaic Array Isolation Control | According to local standard | | |
| DC Switch Rating for each MPPT (Version with DC Switch) | 25 A / 600 V | | |
| Output Side | | | |
| AC Grid Connection Type | Single phase | | |
| Rated AC Power ($P_{acr} @ \cos\phi=1$) | 3000 W | 3600 W | 4200 W |
| Maximum AC Output Power ($P_{acmax} @ \cos\phi=1$) | 3300 W ⁽⁴⁾ | 4000 W ⁽⁵⁾ | 4600 W ⁽⁶⁾ |
| Maximum Apparent Power (S_{max}) | 3330 VA | 4000 VA | 4670 VA |
| Rated AC Grid Voltage (V_{acr}) | 230 V | | |
| AC Voltage Range | 180...264 V ⁽¹⁾ | | |
| Maximum AC Output Current ($I_{ac,max}$) | 14.5 A | 17.2 A ⁽²⁾ | 20.0 A |
| Contributory fault current | 16.0 A | 19.0 A | 22.0 A |
| Rated Output Frequency (f_r) | 50 Hz / 60 Hz | | |
| Output Frequency Range ($f_{min}...f_{max}$) | 47...53 Hz / 57...63 Hz ⁽³⁾ | | |
| Nominal Power Factor and adjustable range | > 0.995, adj. ± 0.9 with $P_{acr}=3.0$ kW | > 0.995, adj. ± 0.9 with $P_{acr}=3.6$ kW | > 0.995, adj. ± 0.9 with $P_{acr}=4.2$ kW |
| Total Current Harmonic Distortion | < 3.5 % | | |
| AC Connection Type | Screw terminal block | | |
| Output Protection | | | |
| Anti-Islanding Protection | According to local standard | | |
| Maximum AC Overcurrent Protection | 16.0 A | 19.0 A | 22.0 A |
| Output Overvoltage Protection - Varistor | 2 (L - N / L - PE) | | |
| Operating Performance | | | |
| Maximum Efficiency (η_{max}) | 96.8% | | |
| Weighted Efficiency (EURO/CEC) | 96.0% / - | | |
| Feed In Power Threshold | 10.0 W | | |
| Stand-by Consumption | < 8.0 W | | |
| Communication | | | |
| Wired Local Monitoring | PVI-USB-RS232_485 (opt.), PVI-DESKTOP (opt.) | | |
| Remote Monitoring | PVI-AEC-EVO (opt.), AURORA LOGGER (opt.) | | |
| Wireless Local Monitoring | PVI-DESKTOP (opt.) with PVI-RADIOMODULE (opt.) | | |
| User Interface | 16 characters x 2 lines LCD display | | |
| Environmental | | | |
| Ambient Temperature Range | -25...+60°C / -13...140°F with derating above 50°C/122°F | -25...+60°C / -13...140°F with derating above 55°C/131°F | -25...+60°C / -13...140°F with derating above 50°C/122°F |
| Relative Humidity | 0...100 % condensing | | |
| Noise Emission | < 50 dB(A) @ 1 m | | |
| Maximum Operating Altitude without Derating | 2000 m / 6560 ft | | |
| Physical | | | |
| Environmental Protection Rating | IP 65 | | |
| Cooling | Natural | | |
| Dimension (H x W x D) | 618mm x 325mm x 222mm / 24.3" x 12.8" x 8.7" | | |
| Weight | 17.5 kg / 38.5 lb | | |
| Mounting System | Wall bracket | | |
| Safety | | | |
| Isolation Level | Transformerless | | |
| Marking | CE | | |
| Safety and EMC Standard | EN62109-1, EN62109-2, AS/NZS3100, AS/NZS 60950, EN61000-6-1, EN61000-6-3, EN61000-3-2, EN61000-3-3 CEI 0-21, VDE 0126-1-1, VDE-AR-N 4105, G83/1, EN 50438 (not for all national appendices), RD1699, AS 4777, C10/11, IEC 61727, ABNT NBR 16149 | EN62109-1, EN62109-2, AS/NZS3100, AS/NZS 60950, EN61000-6-1, EN61000-6-3, EN61000-3-11, EN61000-3-12 CEI 0-21, VDE 0126-1-1, VDE-AR-N 4105, G83/1, G59/2, EN 50438 (not for all national appen- dices), RD1699, AS 4777, C10/11, IEC 61727, ABNT NBR 16149 | EN62109-1, EN62109-2, AS/NZS3100, AS/NZS 60950, EN61000-6-1, EN61000-6-3, EN61000-3-11, EN61000-3-12 CEI 0-21, VDE 0126-1-1, VDE-AR-N 4105, G59/2, EN 50438 (not for all national appendices), RD1699, AS 4777, C10/11, IEC 61727, ABNT NBR 16149 |
| Grid Standard | | | |
| Available Products Variants | | | |
| Standard | PVI-3.0-TL-OUTD | PVI-3.6-TL-OUTD | PVI-4.2-TL-OUTD |
| With DC Switch | PVI-3.0-TL-OUTD-S | PVI-3.6-TL-OUTD-S | PVI-4.2-TL-OUTD-S |

1. The AC voltage range may vary depending on specific country grid standard
2. For UK G83/1 setting, maximum output current limited to 16A up to a maximum output power of 3.68kW.
3. The Frequency range may vary depending on specific country grid standard
4. Limited to 3000 W for Germany
5. Limited to 3600 W for Germany
6. Limited to 4200 W for Germany
Remark. Features not specifically listed in the present data sheet are not included in the product



www.power-one.com

Power-One Renewable Energy

Worldwide Sales Offices

| <u>Country</u> | <u>Name/Region</u> | <u>Telephone</u> | <u>Email</u> |
|--|--------------------|--------------------------------|--------------------------------|
| Australia | Asia Pacific | +61 2 9735 3111 | sales.australia@power-one.com |
| China (Shenzhen) | Asia Pacific | +86 755 2988 5888 | sales.china@power-one.com |
| China (Shanghai) | Asia Pacific | +86 21 5505 6907 | sales.china@power-one.com |
| India | Asia Pacific | +65 6896 3363 | sales.india@power-one.com |
| Japan | Asia Pacific | 03-4580-2714 / +81-3-4580-2714 | sales.japan@power-one.com |
| Singapore | Asia Pacific | +65 6896 3363 | sales.singapore@power-one.com |
| Belgium / The Netherlands / Luxembourg | Europe | +32 2 206 0338 | sales.belgium@power-one.com |
| France | Europe | +33 (0) 141 796 140 | sales.france@power-one.com |
| Germany | Europe | +49 7641 955 2020 | sales.germany@power-one.com |
| Greece | Europe | 00 800 00287672 | sales.greece@power-one.com |
| Italy | Europe | 00 800 00287672 | sales.italy@power-one.com |
| Spain | Europe | +34 91 879 88 54 | sales.spain@power-one.com |
| United Kingdom | Europe | +44 1903 823 323 | sales.uk@power-one.com |
| Dubai | Middle East | +971 50 100 4142 | sales.dubai@power-one.com |
| Israel | Middle East | +972 0 3 544 8884 | sales.israel@power-one.com |
| Canada | North America | +1 877 261-1374 | sales.canada@power-one.com |
| USA East | North America | +1 877 261-1374 | sales.usaeast@power-one.com |
| USA Central | North America | +1 877 261-1374 | sales.usacentral@power-one.com |
| USA West | North America | +1 877 261-1374 | sales.usawest@power-one.com |

Ver. 2013-04.0-EN - All products are subject to technical improvements without notice.